

About some foreign trade characteristics of the CAREC region

Hans Holzacker

Chief Economist at the CAREC Institute

(hans.holzacker@carecinstitute.org)



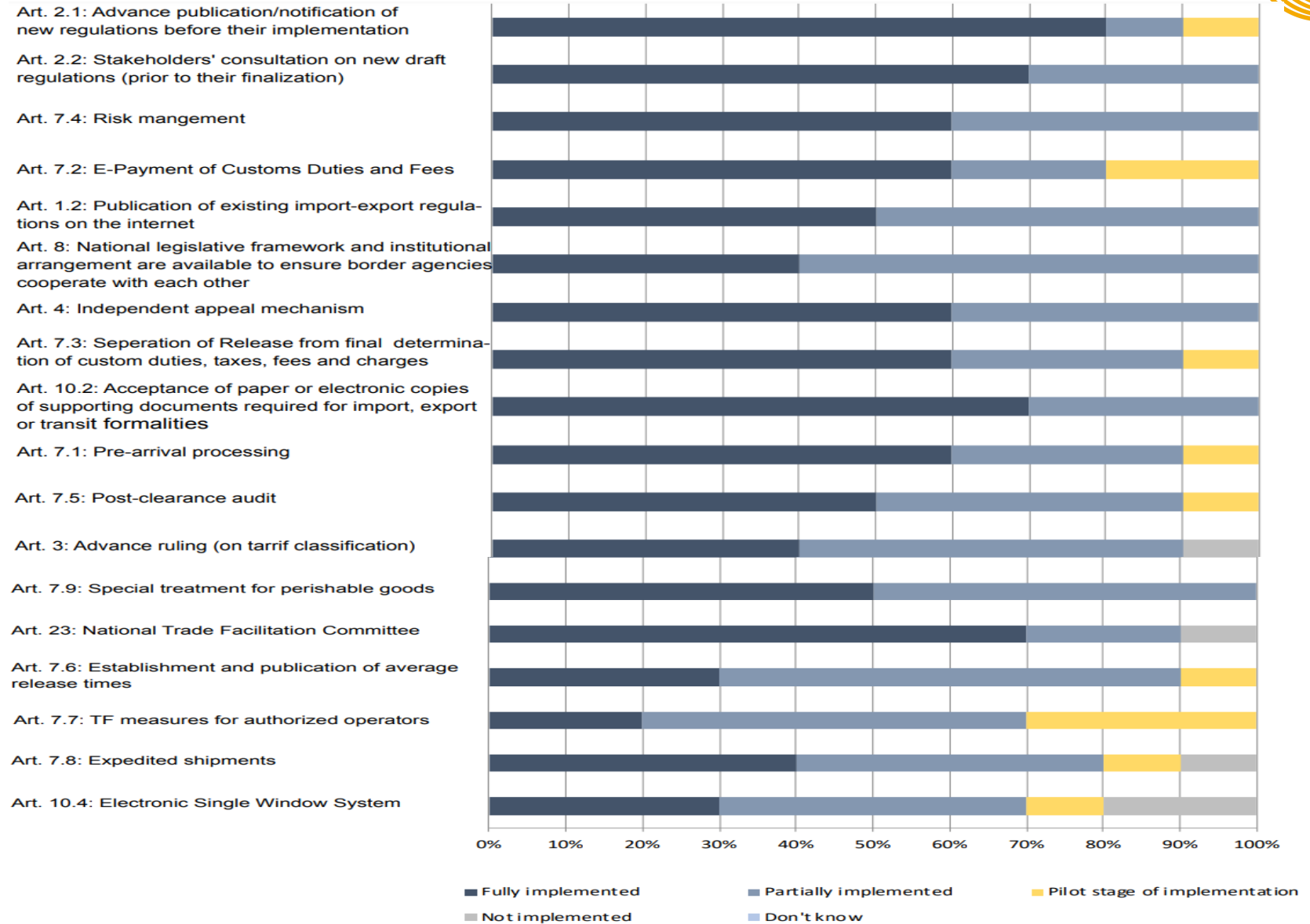
Knowledge for Prosperity

Implementation of WTO-TFA related measures by CAREC countries

The CAREC region is implementing trade facilitation measures!

Seven WTO-TFA measures have been fully or partially implemented by all CAREC countries.

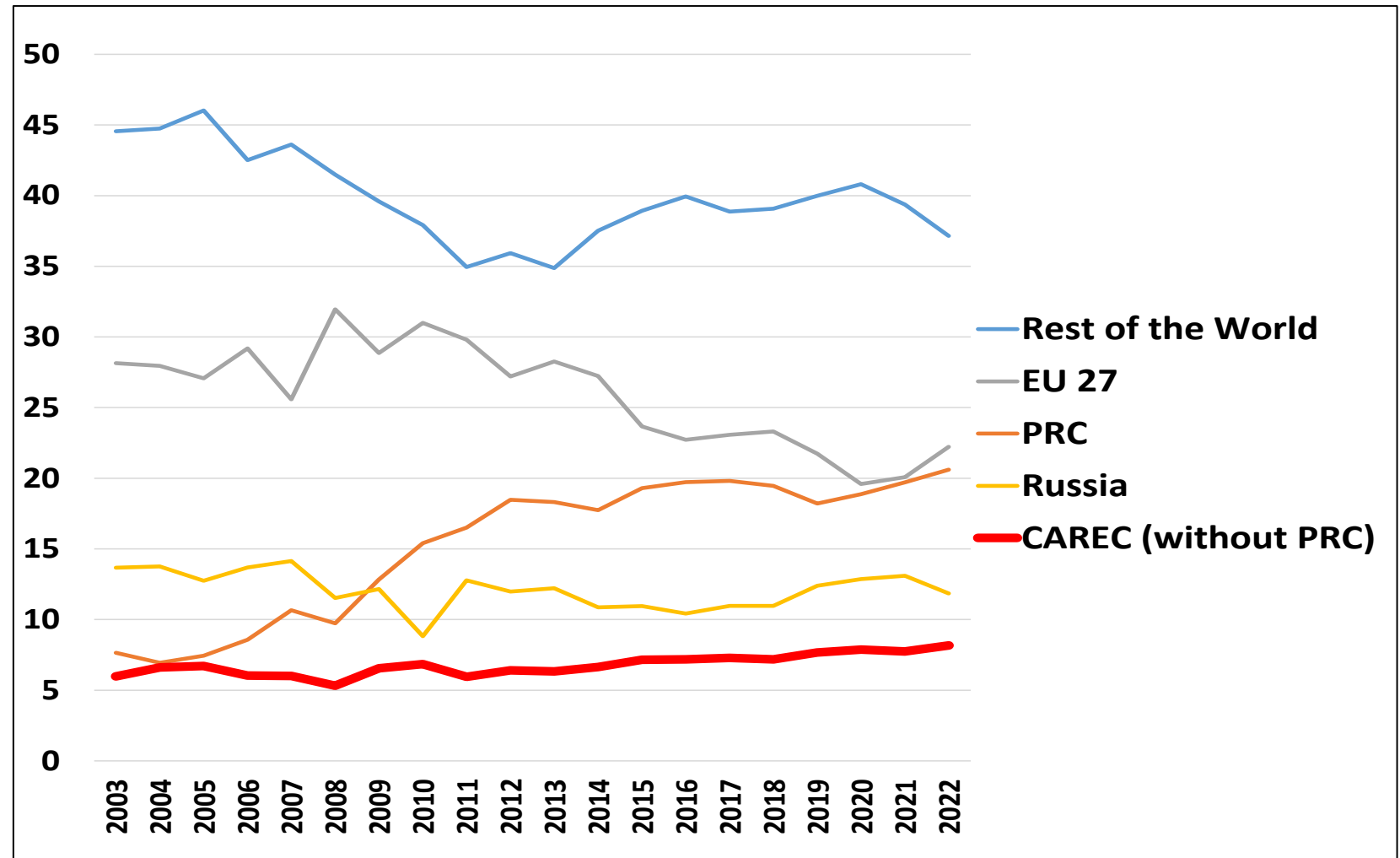
Beside WTO-TFA measures additional efforts might be desirable.



The share of intra-CAREC trade is on the rise since 2011, though rather slowly.

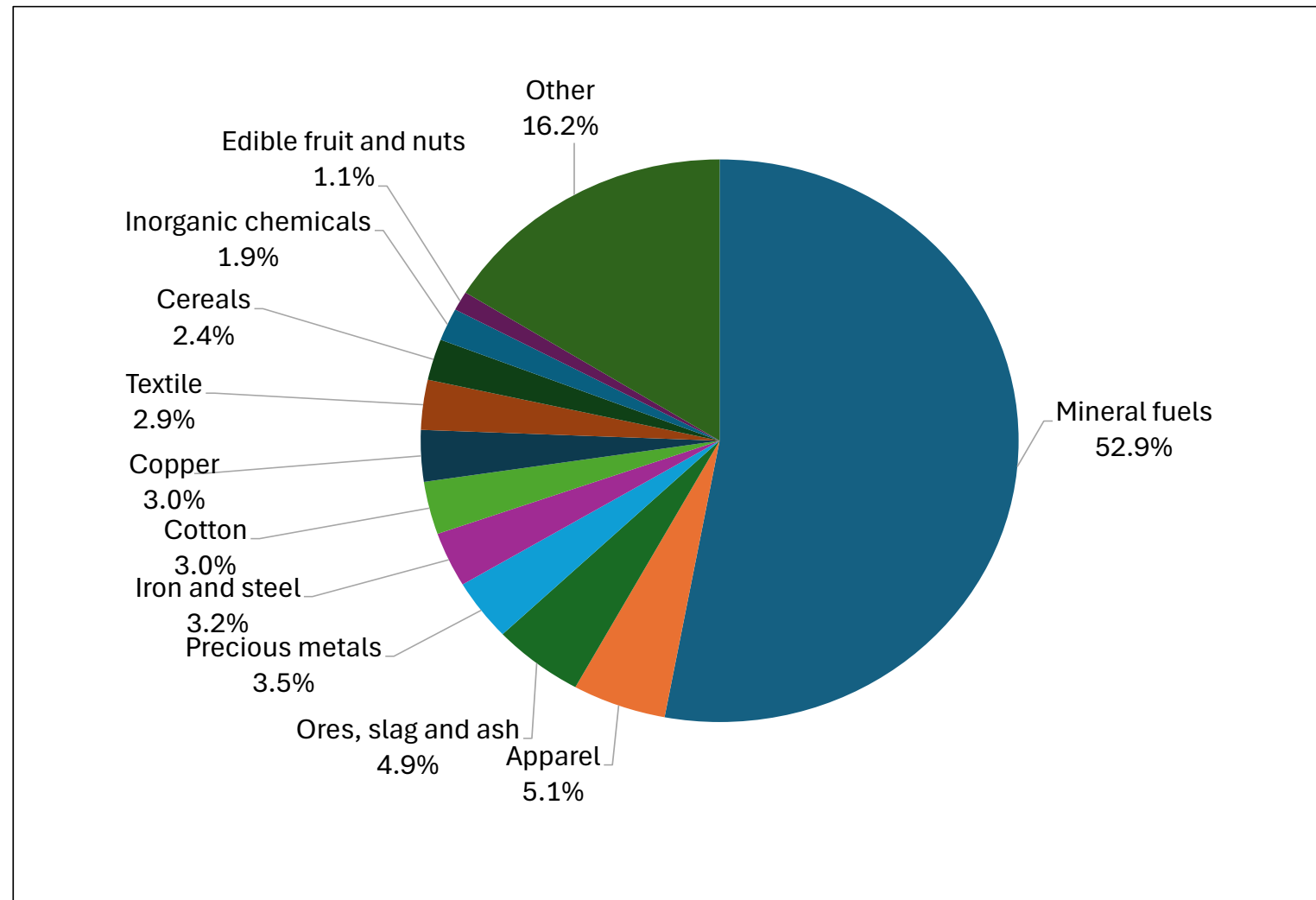
(There was/is a substantial increase of the PRC's share.)

Share in CAREC's foreign trade in goods (exports+imports), %



Source: TradeMap, author's calculations

Share of product groups in CAREC exports (2022, %)



Source: TradeMap, author's calculations

The CAREC region's (without PRC) export products:

Mineral fuels, metals, textile-apparel, agri-food

Intra-CAREC exports, 2021

HS Code	Country	USD mn	HS Code	Country	USD mn
	Kazakhstan			Afghanistan	
'	All products	5,369	'	All products	657
'10	Cereals	1,168	'11	Cotton	163
'72	Iron and steel	738	'12	Edible fruit and nuts; peel of citrus fruit or melons	145
'27	Mineral fuels	540	'13	Edible vegetables and certain roots and tubers	122
'85	Electrical machinery and equipment	470	'15	Mineral fuels	112
'11	Products of the milling industry; malt; starches;	441	'18	Salt; sulphur; earths and stone; lime and cement	54
	<i>Share of 5 largest HS groups in total exports, %</i>	<i>62.5</i>		<i>Share of 5 largest HS groups in total exports, %</i>	<i>90.6</i>
	Uzbekistan			Kyrgyz Republic	
'	All products	2,942	'	All products	612
'87	Vehicles other than railway or tramway	353	'26	Ores, slag and ash	129
'11	Products of the milling industry; malt; starches;	281	'70	Glass and glassware	64
'61	Articles of apparel, knitted or crocheted	214	'27	Mineral fuels	56
'08	Edible fruit and nuts; melons	212	'72	Iron and steel	37
'07	Edible vegetables and certain roots and tubers	201	'39	Plastics and articles thereof	36
	<i>Share of 5 largest HS groups in total exports, %</i>	<i>42.9</i>		<i>Share of 5 largest HS groups in total exports, %</i>	<i>52.6</i>
	Pakistan			Tajikistan	
'	All products	1,100	'	All products	597
'10	Cereals	268	'26	Ores, slag and ash	328
'08	Edible fruit and nuts; melons	126	'27	Mineral fuels	96
'30	Pharmaceutical products	84	'25	Salt; sulphur; earths and stone; lime and cement	47
'15	Animal or vegetable fats and oils	80	'52	Cotton	41
'25	Salt; sulphur; earths and stone; lime and cement	73	'72	Iron and steel	22
	<i>Share of 5 largest HS groups in total exports, %</i>	<i>57.3</i>		<i>Share of 5 largest HS groups in total exports, %</i>	<i>89.5</i>
	Turkmenistan			Georgia	
'	All products	1,066	'	All products	272
'27	Mineral fuels	930	'22	Beverages, spirits and vinegar	50
'39	Plastics and articles thereof	40	'30	Pharmaceutical products	43
'07	Edible vegetables and certain roots and tubers	27	'27	Mineral fuels	26
'63	Other textile articles; worn textile articles; rags	16	'01	Live animals	22
'52	Cotton	10	'85	Electrical machinery and equipment	21
	<i>Share of 5 largest HS groups in total exports, %</i>	<i>96.0</i>		<i>Share of 5 largest HS groups in total exports, %</i>	<i>59.3</i>
	Azerbaijan			Mongolia	
'	All products	789	'	All products	2.8
'27	Mineral fuels	554	'21	Miscellaneous edible preparations	1.0
'39	Plastics and articles thereof	39	'84	Machinery, mechanical appliances	0.6
'72	Iron and steel	36	'39	Plastics and articles thereof	0.3
'17	Sugars and sugar confectionery	31	'61	Articles of apparel, knitted or crocheted	0.3
'25	Salt; sulphur; earths and stone; lime and cement	27	'02	Meat and edible meat offal	0.2
	<i>Share of 5 largest HS groups in total exports, %</i>	<i>87.0</i>		<i>Share of 5 largest HS groups in total exports, %</i>	<i>86.2</i>

Source: TradeMap, author's calculations

The revealed comparative advantages of intra-CAREC trade resemble the ones of overall CAREC trade.

Further reduced intra-CAREC trade barriers and better regional coordination could contribute to increased economies of scale and competitiveness of CAREC products.

Challenges...

The rather general conclusion:

Turbulent times ahead, a lot of work and coordination will be needed!!

- **Accelerated technological change / greening will affect the product structure of trade, standardization, regulation.**
- **Accelerated technological change is already affecting trade and transport procedures.**
- **The shift to trade in services requires specific attention to them.**
- **New industrial policies and geoeconomic fragmentation cause the reformulation of global trade (facilitation) policies and require the CAREC countries to reformulate also their own.**

<https://www.carecinstitute.org/>

Please reach out to us for:

- research projects,
- capacity building initiatives,
- webinars,
- or other activities you might have in mind