




CAREC Integrated Trade Agenda 2030 and Rolling Strategic Action Plan

Progress of Implementation & Next Steps

Dorothea Lazaro
Regional Cooperation Specialist
East Asia Department, Asian Development Bank

CAREC Integrated Trade Agenda 2030



CAREC countries are more integrated in the global economy



trade expansion from increased market access



greater diversification



stronger institutions for trade

INVESTMENT PROJECTS



- RIBS/customs projects
- single window
- economic cooperation zone

POLICY DIALOGUE & COOPERATION



- CAREC-SASEC forum on trade facilitation
- CATS/ICE pilot project
- webinars on services trade and e-commerce

KNOWLEDGE PRODUCT & SERVICES



- trade information portal
- COVID-19 resources
- SPS trainings, food safety pilot
- WTO accession support
- ADB-CAREC Institute partnership on CPMM
- Trade dialogues



Enhancing Services

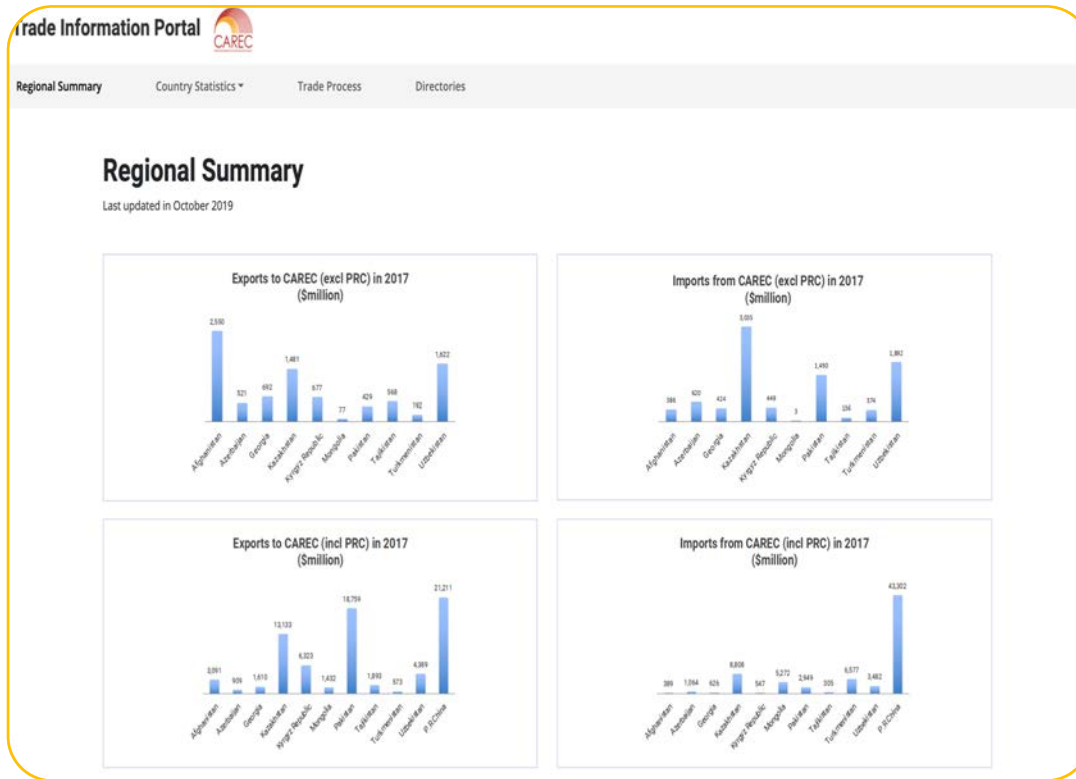
- creating enabling environment for services sector
- 7 key services industries (telecoms & information, financial, education, tourism, transport, quality testing & certification, agri-related)
- *sector-specific diagnostic assessment and action plan?*

Developing e-Commerce

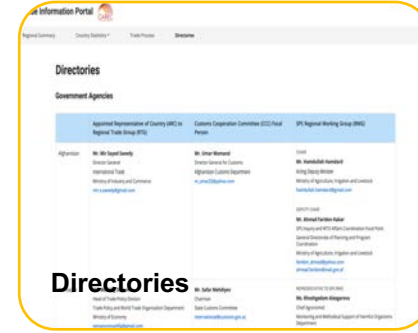
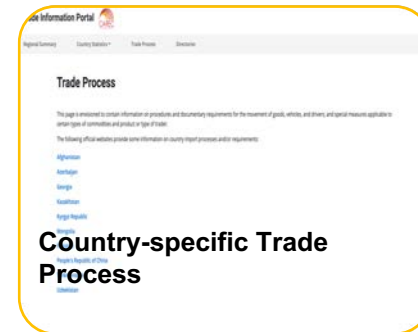
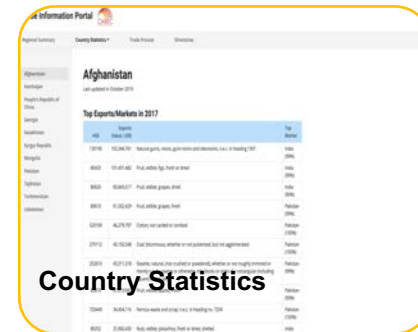
- accession to international instruments (UNCITRAL e-communication convention, ESCAP framework agreement on cross-border paperless trade)
- recommendations on domestic laws on privacy, consumer protection, digital signatures
- *assessment of infrastructure development and customs agencies challenges?*



CAREC Trade Information Portal



Regional Summary: Trade-related charts and tables updated regularly



The beta version of the portal is accessible via:
<http://uat.trade.carecprogram.org>



CITA Indicators in CAREC-wide Results Framework



RESULT	INDICATORS	BASELINE (2016)	PROGRESS (2023)	DATA SOURCE
OUTCOME: CAREC countries are more integrated into the global economy	Trade in fuels and non-fuels with CAREC and rest of the world as % of GDP	Fuels: Within region: 0.43 With rest of the world: 9.59 Nonfuels: Within region: 1.83 With rest of the world: 24.03		UN COMTRADE
OUTPUT 1: Greater diversification in products and sectors achieved	Trade in Services as % of GDP Share of Top Merchandise Exports in Total Exports	10.0 60.1		WDI; UN COMTRADE
OUTPUT 2: Capacity of institutions for trade is strengthened	% of respondents who report improved knowledge from trade activities	93.0 (based on limited survey of trade events)		Post-event evaluation and surveys, CAREC event documents

CITA Results Framework assumptions for review:

- baseline year
- trajectory and post-COVID recovery period
- targets using regional comparators



Key deliverables to 19th Ministerial Conference

- CITA 2030's Rolling Strategic Action Plan (RSAP) 2020-2022
- CITA Results Framework, reporting to CAREC MC
- Knowledge Products (2020)
 - Advancing Economic Diversification in CAREC Countries through the Development of the Services Sector
 - E-commerce in the CAREC Region: Laws and Policies
 - Corridor Performance Measurement and Monitoring 2019 Annual Report